



HILLSBORO HIGH SCHOOL

522 E TREMONT ST HILLSBORO, IL 62049 1853 (217) 532-2841

Grades: 9-12

District: HILLSBORO CUSD 3

Principal: Patricia Heyen

Superintendent: David Powell

FAST FACTS

29.5%
proficiency

State Avg.

79%
graduation
rate

State Avg.

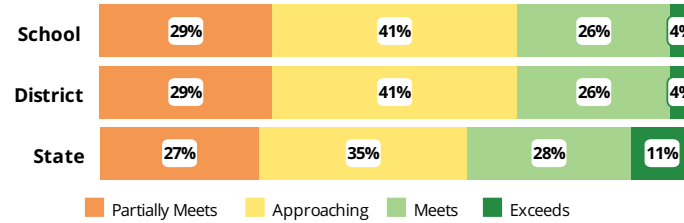
91%
teacher
retention

State Avg.

498
students

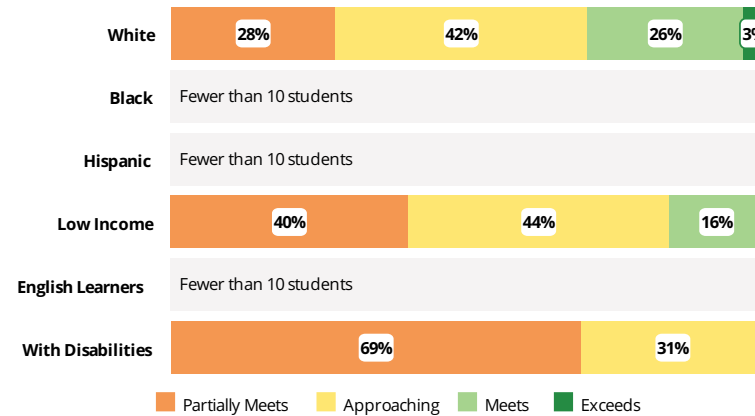
Academic Success

High school students take the SAT in Math and English Language Arts. The display shows SAT results in four performance levels.



Success by Student Group

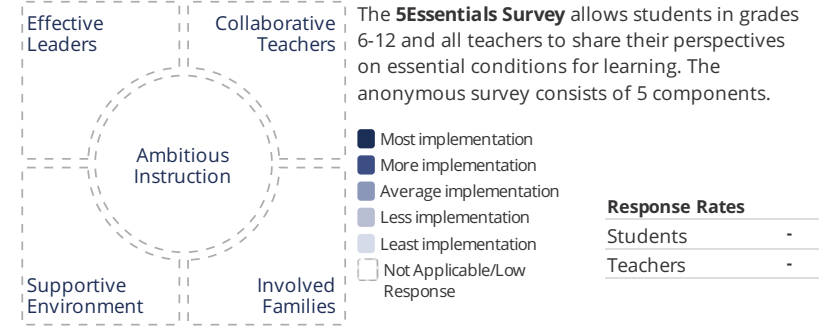
This display shows SAT performance levels for each student group. No data is shown for groups with fewer than 10 students.



Student Characteristics

White	95%	Low Income	44%
Black	2%	English Learners	0%
Hispanic	2%	With Disabilities	13%
Asian	0%	Homeless	3%
American Indian	0%		
Two or More Races	0%		
Pacific Islander	0%		

School Environment



Response Rates

Students	-
Teachers	-

Effective Leaders

Do principals and teachers implement a shared vision for success?

Collaborative Teachers

Do teachers collaborate to promote professional growth?

Ambitious Instruction

Are the classes challenging and engaging?

Supportive Environment

Is the school safe, demanding, and supportive?

Involved Families

Does the entire staff build strong external relationships?

College Readiness

Ready for College Coursework

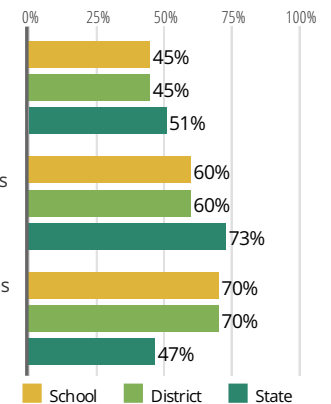
Students who meet or exceed ACT college readiness benchmarks

Postsecondary Enrollment

Students who enroll at colleges and universities

Postsecondary Remediation (lower is better)

Students enrolled in Illinois community colleges who require remedial coursework





HILLSBORO HIGH SCHOOL

School Highlights

Academic Courses

Accounting, Agriculture, Anatomy, AP Calculus AB, AP Chemistry, AP English Literature and Composition, AP Studio Art-General Portfolio, AP United States History, Art, Band, Choir, Computer Science, English 101, English 102, English 111, Forensics, Genetics, Home Economics/Family and Consumer Science, Marketing, Microbiology, Multi Media, Newspaper/Yearbook, Oral Communication, Personal Finance, Psychology, Sociology, Spanish I, Spanish I-II, Spanish I-III, Spanish I-IV, Western Civilization

Physical Education, Heath and Wellness

Other Programs and Activities

HHS also has a scholastic bowl team.

Career Development Courses and Programs

Accounting II, Accounting I, Agricultural Business Management, Basic Agricultural Mechanics, Basic Agricultural Science, Cabinetmaking & Millwork I, Cabinetmaking & Millwork II, Computer Concepts and Software Applications, Family and Career Relationships, Family Resource Management and Planning, Information Processing I, Information Processing II, Interior Design: Residential, Commercial, and Public Space, Introduction to Family and Consumer Sciences Careers, Introduction to Technology and ...

Athletics

Hillsboro High School offers a wide selection of athletics for boys and girls. These include: Boys - soccer, football, golf, basketball, wrestling, tennis, track and baseball. Girls - volleyball, golf, basketball, soccer, track, softball and tennis. We are member of the South Central Athletic Conference.

School Personnel Resources

Paraprofessional, School Guidance Counselor

School Awards

Facilities

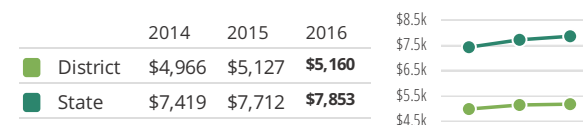
FOR MORE INFORMATION

Visit IllinoisReportCard.com to see additional details about each item of information for this school. There you will find charts spanning multiple years, detailed explanations, resources, more of the school's programs and activities, and powerful tools that let you dig deeper into data.

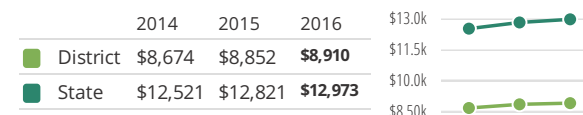
Most of this data has been collected by ISBE from school districts through data systems. Some information, such as the School Highlights, is entered directly by principals and can be updated throughout the year.

District Finance

Instructional Spending per Pupil includes only the activities directly dealing with the teaching of students or the interaction between teachers and students.



Operational Spending per Pupil includes all costs for overall operations in this school's district, including Instructional Spending, but excluding summer school, adult education, capital expenditures, and long-term debt payments.



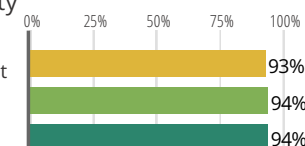
Educator Measures

This school has had **1 principal(s)** over the past 6 years. In the last three years, an average of **91% of teachers** return to this school each year.

Student Attendance and Mobility

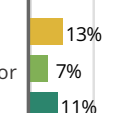
Attendance Rate

Rate at which students are present at school, not including excused or unexcused absences



Chronic Truancy Rate

Percentage of students who have been absent without valid reasons for 5% or more of regular school days



Student Mobility

Percentage of students who transfer in or out of the school during the school year, not including graduates

